



Price List G-Rack – Version April 2024

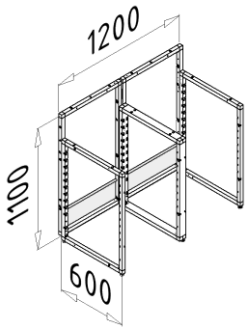
The standard color for G-Flexx and G-Raxx base frames is white (RAL 9016) or black (RAL 9005).
The frame corners are black (RAL 9005).
Prices are given ex works excluding VAT.

Index

Base Frames	2-3
Worktops	4-5
Bartops	5
Side Applications.....	6
Designs / Branding	7-8
Corner Parts	9
Utilities / Accessories.....	10-14
Backframe Parts	15-18
Packaging / Transportation.....	19-21

Base Frames

All types of base frames can be connected and combined with each other. They form the basic framework for bars, back buffets, trolleys, training modules and buffet sections.



G-Flexx

Foldable base frame made of powder coated aluminum tubes (30/30/2 mm) with milling grooves to accommodate equipment and accessories. Base Plates in frame color, pre-assembled.

The G-Flexx base frame forms the basis for accommodating Bar Tops, Work Tops, Front and Side Panels.

W x D x H = 1.200 x 630 x 1100 mm.

W x D x H = 140 x 640 x 1100 mm (folded).

Color: White, RAL 9016

Color: Black, RAL 9005

Item no. fx-bm-wh

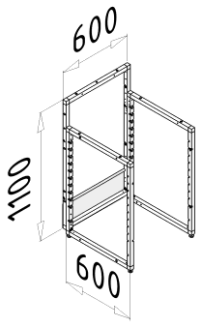
EUR/unit

1.035,-

Item no. fx-bm-bk

EUR/unit

1.035,-



G-Flexx Mini

Foldable base frame made of powder coated aluminum tubes (30/30/2 mm) with milling grooves to accommodate equipment and accessories. Base plates in frame color, pre-assembled.

The G-Flexx base frame forms the basis for accommodating Bar Tops, Work Tops, Front and Side Panels.

W x D x H = 600 x 630 x 1100 mm.

W x D x H = 100 x 640 x 1100 mm (folded).

Color: White, RAL 9016

Color: Black, RAL 9005

Item no. fx-bms-wh

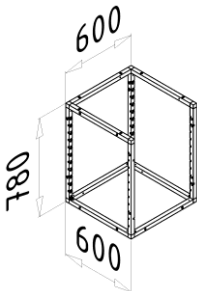
EUR/unit

520,-

Item no. fx-bms-bk

EUR/unit

520,-



G-Raxx

Fixed, stackable base frame made of powder coated aluminum tubes (30/30/2 mm) with milling grooves to accommodate equipment and accessories.

The G-Raxx base frame forms the basis for accommodating Bar Tops, Work Tops, Front and Side Panels. To mount Bar Tops, a Front Frame is also required.

W x D x H = 600 x 600 x 780 mm.

Color: White, RAL 9016

Color: Black, RAL 9005

Item no. rx-bm-wh

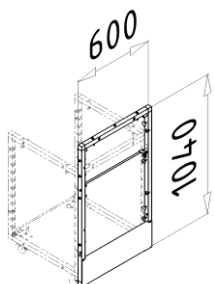
EUR/unit

345,-

Item no. rx-bm-bk

EUR/unit

345,-



G-Raxx Front Frame 600

Frame made of powder coated aluminum tubes (30/30/2 mm) for front mounting on the G-Raxx base frame. The Front Frame is supplied with a fastening rod for hooking into the G-Raxx base frame. A base panel is installed at the front and fixtures for holding Quiver Boards and trays are mounted on the operator's side.

W x D x H = 600 x 30 x 1.040 mm (more sizes available on request)

Color: White, RAL 9016

Color: Black, RAL 9005

Item no. rx-ff11-wh

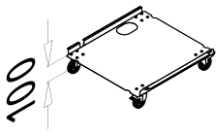
EUR/unit

230,-

Item no. rx-ff11-bk

EUR/unit

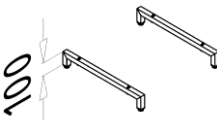
230,-



G-Raxx Dolly Platform Base

Stainless steel platform base with 4 swivel casters, 2 of them with brakes. Height 100 mm. Locks on the dolly platform secure the plate to the G-Raxx base frame.
W x D = 540 x 540 mm;

Item no. rx-wb **EUR/unit** **155,-**

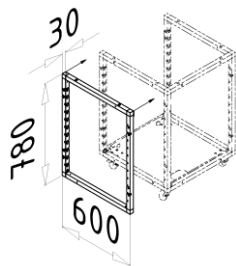


G-Raxx Base Element

Alternative to the G-Raxx Dolly Platform Base. Material: aluminum tubes, powder coated, with height-adjustable feet. Height under the G-Raxx base frame: 100 mm

Color: White, RAL 9016
Color: Black, RAL 9005

Item no. rx-be-wh **EUR/pair** **140,-**
Item no. rx-be-bk **EUR/pair** **140,-**

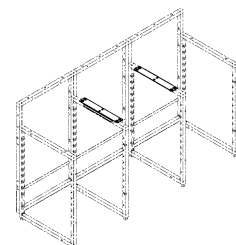


G-Raxx Frame Adapter

Frame made of powder coated aluminum tubes (30/30/2 mm) with milling grooves. In a combination of G-Raxx basic elements set up with 600 mm distance to each other, two Frame Adapters are needed to reduce the distance between the racks to 540 mm. This allows the use of Drawers and Shelves, as well as a support for 600 mm Work Tops. Without these Frame Adapters, two Work Top Adapters (item. no. xx-tc) are required to support a 600 mm Work Top. The Frame Adapter is mounted to the G-Raxx frames without tools using integrated screws.

Color: White, RAL 9016
Color: Black, RAL 9005

Item no. xx-as-wh **EUR/unit** **130,-**
Item no. xx-as-bk **EUR/unit** **130,-**



Work Top Adapter

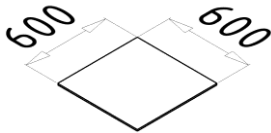
The stainless-steel plate is required in a combination of several base frames, which are set up with 600 mm from each other. The plate provides a support for the Work Tops projecting over the 600 mm spacing. The plate is not needed if no Work Top is to be used over the 600 mm distance or if the Frame Adapters (item no. xx-as-...) are used on the base frames. The plates can be used on both sides.

Item no. xx-tc **EUR/unit** **55,-**

Work Tops

For flexible use on all G-Rack base frames. 10 mm HPL solid core panel with inserted stainless-steel nuts on the bottom side to accommodate the wing screws integrated in the base frames.

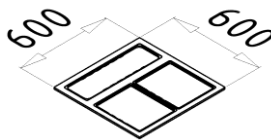
Special cut-outs according to customer specifications can be implemented quickly (prices on request).



Work Top 2-1

W x D x H = 600 x 600 x 10 mm.
Color: White, similar to RAL 9016
Color: Black, similar to RAL 9005

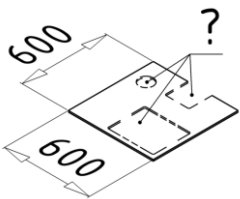
Item no. xx-wt21-wh	EUR/unit	155,-
Item no. xx-wt21-bk	EUR/unit	155,-



Work Top 2-2

2 cut-outs 1/2 GN, 1 cut-out 2/4 GN.
W x D x H = 600 x 600 x 10 mm.
Color: White, similar to RAL 9016
Color: Black, similar to RAL 9005

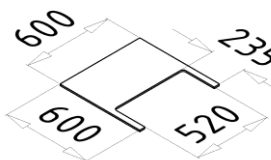
Item no. xx-wt22-wh	EUR/unit	220,-
Item no. xx-wt22-bk	EUR/unit	220,-



Work Top 2-3

Incl. 1x cut-out according to specification. 15,00 € / per additional cut-out
W x D x H = 600 x 600 x 10 mm.
Color: White, similar to RAL 9016
Color: Black, similar to RAL 9005

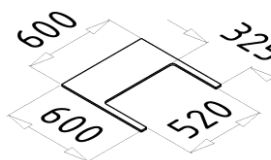
Art.-Nr. xx-wt23-wh	EUR/unit	240,-
Art.-Nr. xx-wt23-bk	EUR/unit	240,-



Work Top 2-4

1x cut-out ca. 520x235 mm for large work surface above the Ice Box.
W x D x H = 600 x 600 x 10 mm.
Color: White, similar to RAL 9016
Color: Black, similar to RAL 9005

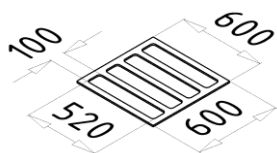
Item no. xx-wt24-wh	EUR/unit	190,-
Item no. xx-wt24-bk	EUR/unit	190,-



Work Top 2-5

1x cut-out ca. 520x325 mm for small work surface above the Ice Box.
W x D x H = 600 x 600 x 10 mm.
Color: White, similar to RAL 9016
Color: Black, similar to RAL 9005

Item no. xx-wt25-wh	EUR/unit	190,-
Item no. xx-wt25-bk	EUR/unit	190,-



Work Top 2-6

4x cut-outs (each 520 x 100 mm) for use as a large speedrack integrated in the work space.

W x D x H = 600 x 600 x 10 mm.

Color: White, similar to RAL 9016

Color: Black, similar to RAL 9005

Item no. **xx-wt26-wh**

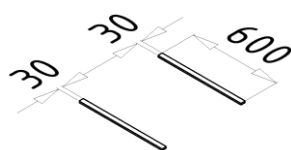
EUR/unit

270,-

Item no. **xx-wt26-bk**

EUR/unit

270,-



Ledge 2-9

For covering the milled holes on the top of a base frame.

W x D x H = 600 x 30 x 10 mm.

Color: White, similar to RAL 9016

Color: Black, similar to RAL 9005

Item no. **xx-wt00-wh**

EUR/pair

75,-

Item no. **xx-wt00-bk**

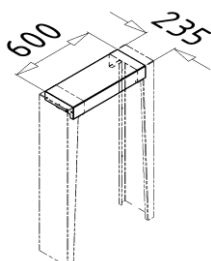
EUR/pair

75,-

Bar Tops

Bar Tops made of powder coated aluminum, for tool-free mounting on the G-Flexx base frame or on the G-Raxx Front Frame, with holders for Brand signs front, Banners, front lightning and bartop extensions.

Other sizes, materials and designs are available on request.



Bar Top 600

W x D x H = 600 x 235 x 85 mm.

Color: White, RAL 9016

Color: Black, RAL 9005

Color: Custom according to RAL Classic

Item no. **xx-ctsa1-wh**

EUR/unit

265,-

Item no. **xx-ctsa1-bk**

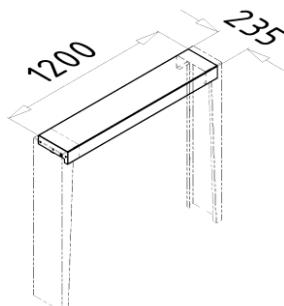
EUR/unit

265,-

Item no. **xx-ctsa1-sp**

EUR/unit

300,-



Bar Top 1200

W x D x H = 1.200 x 235 x 85 mm.

Color: White, RAL 9016

Color: Black, RAL 9005

Color: Custom according to RAL Classic

Item no. **xx-ctsa2-wh**

EUR/unit

330,-

Item no. **xx-ctsa2-bk**

EUR/unit

330,-

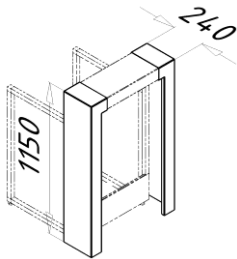
Item no. **xx-ctsa2-sp**

EUR/unit

365,-

Side Applications

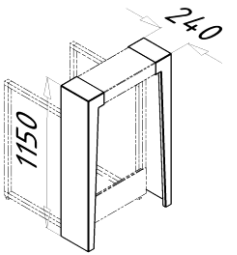
Side Applications made of powder coated aluminum can be used for design purposes and serve to extend the side of the bar top or to cover the lateral system milled holes on the base frames with raised front. Other materials and designs are available on request.



Side Application 1

Shape: *cornered; straight*, D x H = 240 x 1150 mm.

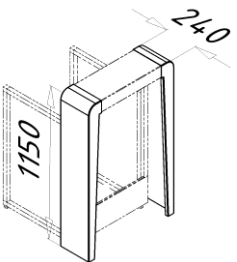
Color: White, RAL 9016	left	Item no. xx-sfa1l-wh	EUR/unit	390,-
	right	Item no. xx-sfa1r-wh	EUR/unit	390,-
Color: Black, RAL 9005	left	Item no. xx-sfa1l-bk	EUR/unit	390,-
	right	Item no. xx-sfa1r-bk	EUR/unit	390,-
Color: Custom according to RAL Classic	left	Item no. xx-sfa1l-sp	EUR/unit	420,-
	right	Item no. xx-sfa1r-sp	EUR/unit	420,-



Side Application 2

Shape: *cornered; tapering downwards*, D x H = 240 x 1150 mm.

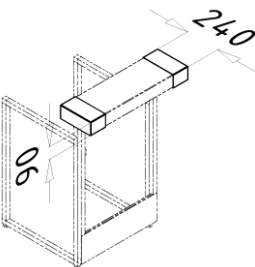
Color: White, RAL 9016	left	Item no. xx-sfa2l-wh	EUR/unit	395,-
	right	Item no. xx-sfa2r-wh	EUR/unit	395,-
Color: Black, RAL 9005	left	Item no. xx-sfa2l-bk	EUR/unit	395,-
	right	Item no. xx-sfa2r-bk	EUR/unit	395,-
Color: Custom according to RAL Classic	left	Item no. xx-sfa2l-sp	EUR/unit	425,-
	right	Item no. xx-sfa2r-sp	EUR/unit	425,-



Side Application 3

Shape: *rounded, radius 50 mm; tapering downwards*, D x H = 240 x 1150 mm.

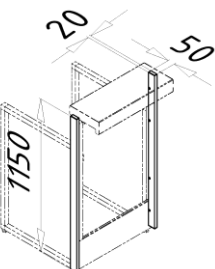
Color: White, RAL 9016	left	Item no. xx-sfa3l-wh	EUR/unit	405,-
	right	Item no. xx-sfa3r-wh	EUR/unit	405,-
Color: Black, RAL 9005	left	Item no. xx-sfa3l-bk	EUR/unit	405,-
	right	Item no. xx-sfa3r-bk	EUR/unit	405,-
Color: Custom according to RAL Classic	left	Item no. xx-sfa3l-sp	EUR/unit	435,-
	right	Item no. xx-sfa3r-sp	EUR/unit	435,-



Side Applications 4 (Cap) + 5 (Stripe), combined oder individually

Cap, D x H = 240 x 90 mm

Color: White, RAL 9016	Item no. xx-sfa4-wh	EUR/unit	130,-
Color: Black, RAL 9005	Item no. xx-sfa4-bk	EUR/unit	130,-
Color: Custom according to RAL Classic	Item no. xx-sfa4-sp	EUR/unit	155,-

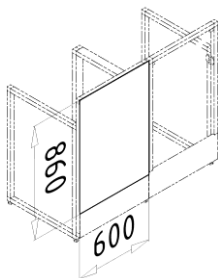


Stripe, H x W x D = 1040 x 50 x 20 mm

Color: White, RAL 9016	Item no. xx-sfa5-wh	EUR/unit	70,-
Color: Black, RAL 9005	Item no. xx-sfa5-bk	EUR/unit	70,-
Color: Custom according to RAL Classic	Item no. xx-sfa5-sp	EUR/unit	90,-

Designs / Branding

For trade fairs, customer events and caterings, bar and back bars can be individually designed. We offer a wide range of design options and develop/produce special solutions by arrangement.



Front/Side Panel

Made of powder coated aluminum, to be hooked into the milling grooves on all four sides of a base frame or on a Front Frame with base plate.

2 units are needed for the G-Flexx front (120 cm wide).

W x H = 600 x 860 mm.

Color: White, RAL 9016

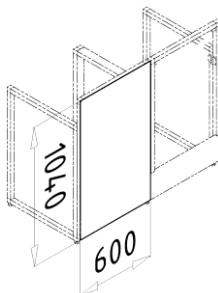
Color: Black, RAL 9005

Color: Custom according to RAL Classic

Color: Sheeting cover with digital imprint

Color: Plot sheet

Item no. xx-sc-wh	EUR/unit	150,-
Item no. xx-sc-bk	EUR/unit	150,-
Item no. xx-sc-sp	EUR/unit	180,-
Item no. xx-sc-dg	EUR/unit	235,-
Item no. xx-sc-plt	EUR/unit	235,-



Front Panel Long

Front cladding made of powder coated aluminum, to be hooked into the milling grooves of the Front Frames. The Front Panel completely covers the base plate of the Front Frame.

2 units are needed for the G-Flexx front (120 cm).

W x H = 600 x 1.040 mm.

Color: White, RAL 9016

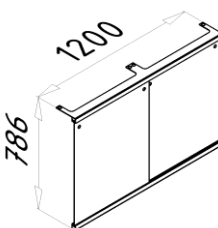
Color: Black, RAL 9005

Color: Custom according to RAL Classic

Color: Sheeting cover with digital imprint

Color: Plot sheet

Item no. xx-scl-wh	EUR/unit	210,-
Item no. xx-scl-bk	EUR/unit	210,-
Item no. xx-scl-sp	EUR/unit	240,-
Item no. xx-scl-dg	EUR/unit	300,-
Item no. xx-scl-plt	EUR/unit	300,-



Sliding Door Set for G-Raxx 1200

Sliding door set made of powder coated aluminum, consisting of lower and upper guide rail and 2 sliding doors. Recommended for the panelling of back buffets.

For fastening/cladding 2 connected G-Raxx base frames.

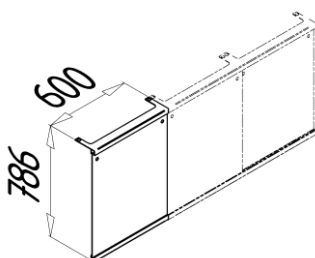
Color: White, RAL 9016

Color: Black, RAL 9005

Color: Custom according to RAL Classic

Sliding door lock

Item no. rx-sd-wh	EUR/unit	495,-
Item no. rx-sd-bk	EUR/unit	495,-
Item no. rx-sd-sp	EUR/unit	540,-
Item no. rx-sdl	EUR/unit	45,-



Sliding Door Set for G-Raxx 600

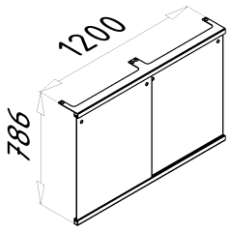
Extension set for extending a sliding door set 1200

Color: White, RAL 9016

Color: Black, RAL 9005

Color: Custom according to RAL Classic

Item no. rx-sds-wh	EUR/unit	405,-
Item no. rx-sds-bk	EUR/unit	405,-
Item no. rx-sds-sp	EUR/unit	430,-



Sliding Door Set for G-Flexx 1200

Sliding door set made of powder coated aluminum, consisting of lower and upper guide rail and 2 sliding doors. Recommended for the panelling of back buffets.

For fastening/cladding 1 G-Flexx or 2 G-Flexx Mini base frames.

Color: White, RAL 9016

Color: Black, RAL 9005

Color: Custom according to RAL Classic

Sliding door lock

Item no. **fx-sd-wh**

Item no. **fx-sd-bk**

Item no. **fx-sd-sp**

Item no. **rx-sdl**

EUR/unit

EUR/unit

EUR/unit

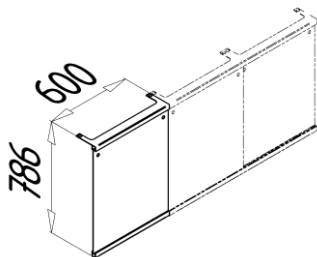
EUR/unit

510,-

510,-

550,-

45,-



Sliding Door Set for G-Flexx 600

Extension set for extending a sliding door set 1200

Color: White, similar to RAL 9016

Color: Black, similar to RAL 9005

Color: Custom according to RAL Classic

Item no. **fx-sds-wh**

Item no. **fx-sds-bk**

Item no. **fx-sds-sp**

EUR/unit

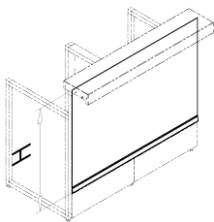
EUR/unit

EUR/unit

420,-

420,-

445,-



Front Banner PVC

Front Banner made of PVC for lateral insertion into the keder rail below the Bar Top. With weighting rod in the lower hem and felt bag.

Special color or individual branding possible through digital print.

Color: imprinted digitally

W x H = 1200 x 860 mm

W x H = 1200 x 1040 mm

Item no. **xx-fb-1200-1**

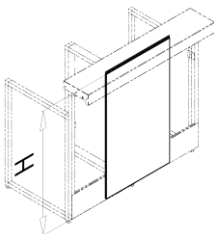
Item no. **xx-fb-1200-2**

EUR/unit

EUR/unit

312,-

332,-



Brand Sign Front

Front Plate made of Alu-Dibond to be inserted laterally into the keder rail below the Bar Top.

Individual branding is possible by digital printing and is included in the price for one side. Front

Plates can be printed on both sides and thus are used to create different designs.

W x H = 600 x 500 mm, White, similar to RAL 9016
 W x H = 600 x 860 mm, White, similar to RAL 9016
 W x H = 600 x 1035 mm, White, similar to RAL 9016

Art.-Nr. **xx-s1-500-wh**

Art.-Nr. **xx-s1-860-wh**

Art.-Nr. **xx-s1-1035-wh**

EUR/unit

EUR/unit

EUR/unit

310,-

340,-

365,-

W x H = 1200 x 500 mm, White, similar to RAL 9016
 W x H = 1200 x 860 mm, White, similar to RAL 9016
 W x H = 1200 x 1035 mm, White, similar to RAL 9016

Art.-Nr. **xx-s2-500-wh**

Art.-Nr. **xx-s2-860-wh**

Art.-Nr. **xx-s2-1035-wh**

EUR/unit

EUR/unit

EUR/unit

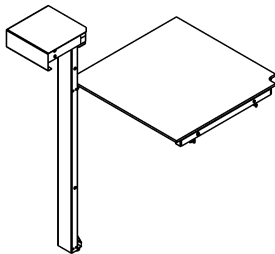
340,-

420,-

460,-

Corner Parts

Impressive layouts in L-shape, U-shape or as a 360° bar can be created using Corner Parts.



Corner Set

For each right angle, a Corner Set is required that can be used for all assembly combinations. Configurations can be created from any base frame or with G-Raxx Front Frames. Further information in the download area under: „*Corner Installations*“.

Set consisting of:

- **1x Vertical Corner Rail**
Vertical cover profile made of powder coated aluminum, for connecting base frames and Front Frames (depending on the base frame combination).
Serves as a support for the Corner Work Top.
W x D x H = 85 x 85 x 1070 mm
- **1x Corner Cap**
Corner connection of two Bar Tops in a corner set-up, with integrated wing screws.
W x D x H = 253 x 253 x 92 mm
- **1x Corner Work Top**
Work Top made of 10 mm HPL with inserted stainless-steel nuts on the bottom side to accommodate the wing screws integrated in the base frames.
W x D x H = 650 x 650 x 10 mm
- **Adapter Tubes for Corner Work Top**
Serves as additional support for the Corner Work Top in a corner set-up.

Color: White, RAL 9016

Color: Black, RAL 9005

Color: Custom according to RAL Classic

Item no. **xx-cs-wh**

Item no. **xx-cs-bk**

Item no. **xx-cs-sp**

EUR/unit

EUR/unit

EUR/unit

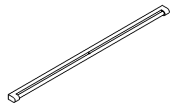
615,-

615,-

665,-

Utilities / Accessories

With a wide range of different accessories, work spaces can be customised to ensure the best possible workflow.

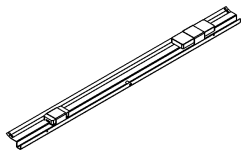


LED Light Bar 335/900

Warm white front light, not dimmable. The light bar is hooked in under the Bar Top.

L = 335 mm
L = 900 mm

Item no. xx-zb23-600	EUR/unit	135,-
Item no. xx-zb23-900	EUR/unit	160,-




LED-RGB Light Bar 600/1200

The supplied remote control allows color changes in the RGB range on the counter front, different programs with color sequences and a dimming function.

The light bar is hooked in under the Bar Top.

L = 600 mm
L = 1.200 mm

Item no. xx-zb30-600	EUR/unit	240,-
Item no. xx-zb30-1200	EUR/unit	280,-

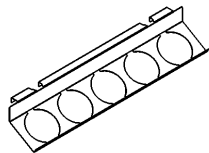


Work Top Light

Attaches below the Bar Top and illuminates the workspace.

LED warm white, 230V, 280 mm.

Item no. xx-zb33	EUR/unit	85,-
-------------------------	-----------------	-------------



Quiver Board

Stainless-steel board (W x D x H = 533 x 115 x 93 mm) for up to 5 Quivers, to hook into the G-Flexx base frame or the G-Raxx Front Frame.

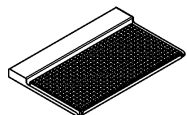
Item no. xx-zb4	EUR/unit	35,-
------------------------	-----------------	-------------



Quiver

135 mm deep stainless-steel container for bar tools and garnishes.

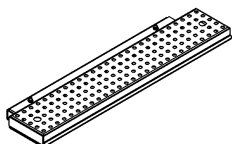
Item no. xx-zb4.1	EUR/unit	8,70,-
--------------------------	-----------------	---------------



Bartop Tray

Bartop extension in stainless steel, with bar mat, 300 x 150 mm. The tray can be positioned anywhere on a Bar Top and creates an ergonomic work surface in the guest's field of vision.

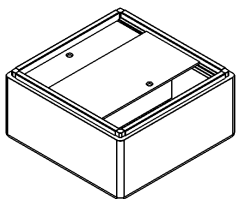
Item no. xx-zb26	EUR/unit	155,-
-------------------------	-----------------	--------------



Bartop Extension

Made of aluminum with stainless steel drip tray (W x D = 600 x 100 mm) to clamp to the Bar Top.

Item no. xx-zb31	EUR/unit	205,-
-------------------------	-----------------	--------------



Ice Box with Sliding Top Set

Set consisting of EPP Ice Box (xx-zb14) and

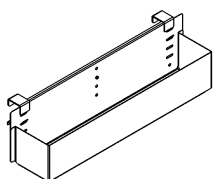
- 1x divider sheet for two types of ice, stainless steel
- 2x dripping plate, perforated, stainless steel
- 2x acrylic glass plates with sliding rails

Item no. xx-zb14.2 EUR/set 205,-

Ice Box, without accessories

EPP, ca. 480 x 480 x 280 mm.

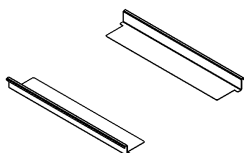
Item no. xx-zb14 EUR/unit 76,-



Speedrack 1

Speedrack (W x D x H = 550 x 120 x 170 mm) made of stainless steel to be hooked to the base frame, laterally or frontally

Item no. xx-zb10 EUR/unit 125,-

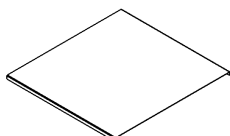


Corner Rails

Rail made of stainless steel to be hooked into the milling grooves on the inner sides of the base frames. Suitable for Shelf, Ice Box, Bottle Display or glassware baskets.

Load capacity: 40 kg.

Item no. xx-zb7 EUR/pair 39,-

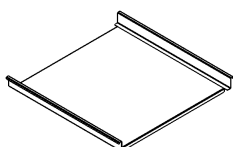


Shelf

Shelf made of stainless steel.

For usage on Corner Rails (Item no. xx-zb7).

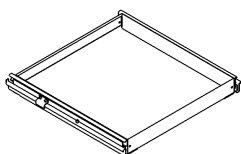
Item no. xx-zb8 EUR/unit 39,-



Shelves Set

Set consisting of two corner rails and one shelf made of stainless steel. To hook into the milling grooves on the inner sides of the base frames.

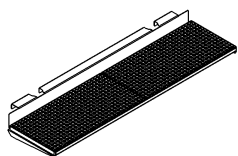
Item no. xx-zb7.8 EUR/unit 75,-



Slide Drawer

Drawer made of stainless steel with rails to hook into the milling grooves on the inner sides of the base frames. Roller-guided pull-out with 25 kg load capacity to accommodate glassware, baskets or other equipment.

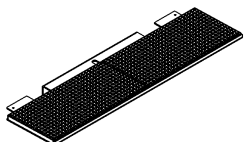
Item no. xx-zb5 EUR/unit 215,-



Hook In Tray

Additional workspace made of stainless steel, with two bar mats (each 300 x 155 mm), to be hooked into the G-Flexx base frame or the G-Raxx Front Frame (on the operator's side).
W x D = 600 x 160 mm

Item no. xx-zb25 **EUR/unit** **65,-**



Extender Tray

Made of powder coated aluminum, two bar mats, to extend the workspace or used as a bar top.
W x D = 600 x 160 mm. On the sides not compatible with Side Applications 1-3.

Color: White, RAL 9016

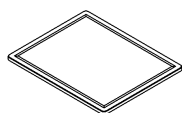
Item no. xx-zb27-wh **EUR/unit** **60,-**

Color: Black, RAL 9005

Item no. xx-zb27-bk **EUR/unit** **60,-**

Color: Custom according to RAL Classic

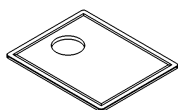
Item no. xx-zb27-sp **EUR/unit** **90,-**



Cutting Board

PE black, 1/2 GN, without hole, for insertion in Work Top cut-outs 1/2 GN or in GN containers 1/2

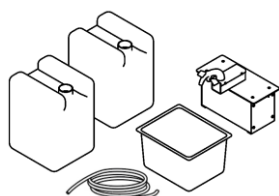
Item no. xx-zb11 **EUR/unit** **24,-**



Cutting Board With Opening

PE black, 1/2 GN, with hole, 8 cm diameter, for insertion in Work Top cut-outs 1/2 GN or in GN containers 1/2.

Item no. xx-zb11.1 **EUR/unit** **33,-**



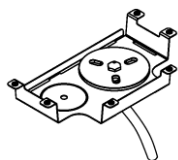
Water Station Basic Set

Consisting of:

- water pump with tap
- 2x water containers (fresh water, waste water)
- hose set
- GN sink 1/2 (xx-zb16)

For use in the G-Flexx, we recommend our Eurobox with Dolly (Item no. xx-zb32).


Item no. xx-zbws1-set **EUR/set** **890,-**



1/2 GN Insert Blender Flusher

As a supplement for Waterstation Basic Set.

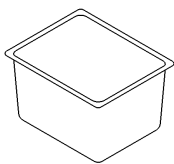
Item no. xx-zb18.1 **EUR/unit** **110,-**



Blender Flusher with Drip Plate

As a supplement for Waterstation Basic Set. Flat 1/2 GN sink (28 mm, stainless steel) with spray flusher and drip plate, as insert for Work Tops. Including inlet and outlet.


Item no. xx-zb16.1 **EUR/unit** **195,-**



GN Sink

1/2 GN sink as insert for Work Tops. Stainless steel; W x D = 325 x 265 mm.
With drainage and pillar tube to the waste water container.

Item no. xx-zb16 **EUR/unit** **120,-**



Drip Pan

Flat 1/2 sink with drip pan and drainage as insert for Work Tops.
Installation depth (housing) only 28 mm.
Stainless steel; W x D = 325 x 265 mm.

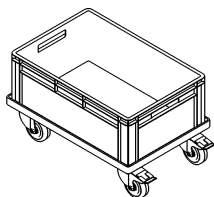
Item no. xx-zb16.2 **EUR/unit** **175,-**



Bar Counter Tap

With possible connection to the Insert Blender Flusher

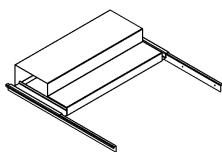
Item no. xx-zb17 **EUR/unit** **85,-**



Eurobox with Dolly

4 swivel castors, Eurobox 400 x 600 x 300 mm.

Item no. xx-zb32 **EUR/unit** **96,-**



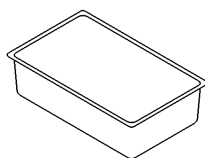
Bottle Display 1

Two stairs bottle display, 1 mm stainless steel, including stainless steel rails.
To be hooked into the milling grooves. Also usable with Corner Rails and Shelves.
W x D x H = 535 x 269 x 95 mm.

Item no. xx-zb1 **EUR/unit** **135,-**

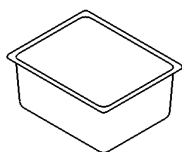
GN Containers

For insertion into worktops with the cutouts provided and for dividing a Slide Drawer.



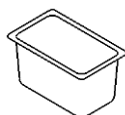
GN Container 1/1, stainless steel (for Rack Slide Drawer in combination with GN 2/4)

Depth: 20 mm	Item no. xx-zbgns1.1.20	EUR/unit	22,-
Depth: 65 mm	Item no. xx-zbgns1.1.65	EUR/unit	27,-
Depth: 100 mm	Item no. xx-zbgns1.1.100	EUR/unit	34,-
Depth: 150 mm	Item no. xx-zbgns1.1.150	EUR/unit	48,-
Depth: 200 mm	Item no. xx-zbgns1.1.200	EUR/unit	57,-



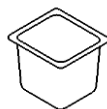
GN Container 1/2, stainless steel

Depth: 20 mm	Item no. xx-zbgns1.2.20	EUR/unit	12,-
Depth: 65 mm	Item no. xx-zbgns.1.2.65	EUR/unit	17,50
Depth: 100 mm	Item no. xx-zbgns1.2.100	EUR/unit	21,-
Depth: 150 mm	Item no. xx-zbgns1.2.150	EUR/unit	26,-
Depth: 200 mm	Item no. xx-zbgns1.2.200	EUR/unit	28,-



GN Container 1/4, stainless steel

Depth: 20 mm	Item no. xx-zbgns1.2.20	EUR/unit	8,-
Depth: 65 mm	Item no. xx-zbgns1.4.65	EUR/unit	10,-
Depth: 100 mm	Item no. xx-zbgns1.4.100	EUR/unit	14,-
Depth: 150 mm	Item no. xx-zbgns1.4.150	EUR/unit	19,-
Depth: 200 mm	Item no. xx-zbgns1.4.200	EUR/unit	23,-



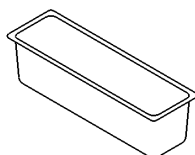
GN Container 1/6, stainless steel

Depth: 65 mm	Item no. xx-zbgns1.6.65	EUR/unit	8,-
Depth: 100 mm	Item no. xx-zbgns1.6.100	EUR/unit	11,-
Depth: 150 mm	Item no. xx-zbgns1.6.150	EUR/unit	14,-
Depth: 200 mm	Item no. xx-zbgns1.6.200	EUR/unit	17,-



GN Container 1/9, stainless steel

Depth: 65 mm	Item no. xx-zbgns1.9.65	EUR/unit	6,-
Depth: 100 mm	Item no. xx-zbgns1.9.100	EUR/unit	9,-
Depth: 150 mm	Item no. xx-zbgns1.9.150	EUR/unit	11,-

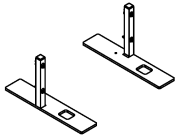


GN Container 2/4, stainless steel

Depth: 40 mm	Item no. xx-zbgns2.4.40	EUR/unit	17,-
Depth: 65 mm	Item no. xx-zbgns2.4.65	EUR/unit	19,-
Depth: 100 mm	Item no. xx-zbgns2.4.100	EUR/unit	26,-
Depth: 150 mm	Item no. xx-zbgns2.4.150	EUR/unit	29,-

Backframe Parts

Back bars can be built stand-alone or for additional storage space and can also be based on our base frames.



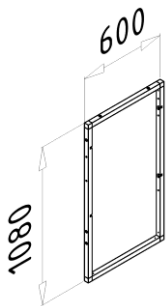
Backframe Base

Sturdy welded steel construction, powder coated. For a secure stand of the back bar when no storage space in the form of a base frame is required.

Color: White, RAL 9016
Color: Black, RAL 9005

Item no. xx-bfb1-wh
Item no. xx-bfb1-bk

EUR/pair 190,-
EUR/pair 190,-



Backframe

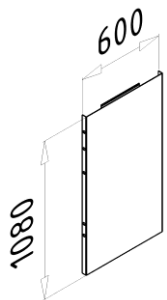
Frame made of powder coated aluminum tubes, for mounting on:

- Backframe Base
- on top or next to another Backframe
- a base frame with Front Frame

W x H = 600 x 1080 mm
Color: White, RAL 9016
Color: Black, RAL 9005

Item no. xx-bf1-wh
Item no. xx-bf1-bk

EUR/unit 190,-
EUR/unit 190,-



Backframe Cover WITHOUT milling

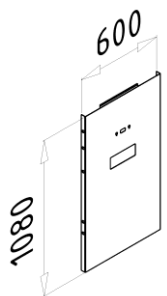
Powder coated aluminum plate to clad a back wall.

For hanging in the Backframe, completely covers the Backframe.

W x H = 600 x 1080 mm
Color: White, RAL 9016
Color: Black, RAL 9005

Item no. xx-bfc1-wh
Item no. xx-bfc1-bk
Item no. xx-bfc1-sp
Item no. xx-bfc1-dg

EUR/unit 185,-
EUR/unit 185,-
EUR/unit 215,-
EUR/unit 275,-



Backframe Cover WITH milling

Powder coated aluminum plate to clad a back wall.

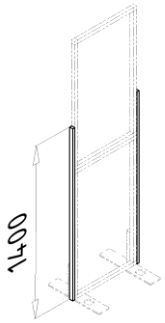
For hanging in the Backframe, completely covers the Backframe.

With milled holes to accommodate a Vesa Adapter, Backframe Shelf or Bottle Shelf.

W x H = 600 x 1080 mm
Color: White, RAL 9016
Color: Black, RAL 9005

Item no. xx-bfc2-wh
Item no. xx-bfc2-bk
Item no. xx-bfc2-sp
Item no. xx-bfc2-dg

EUR/unit 225,-
EUR/unit 225,-
EUR/unit 255,-
EUR/unit 315,-



Backframe Side Application

Side Application made of powder coated aluminum tubes. For bracing a back wall.

Mounting on the left or the right side. Height = 1400 mm

Color: White, RAL 9016

Color: Black, RAL 9005

Color: Custom according to RAL Classic

Item no. xx-bfsa-wh

Item no. xx-bfsa-bk

Item no. xx-bfsa-sp

EUR/unit

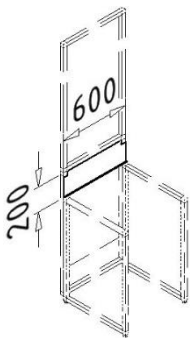
EUR/unit

EUR/unit

75,-

75,-

105,-



Frame Cover

Cladding made of powder-coated aluminum, as a cover for the gap between the Work Top and the lower edge of the Backframe.

W x H = 600 x 200 mm.

Color: White, RAL 9016

Color: Black, RAL 9005

Color: Custom according to RAL Classic

Item no. xx-fc-wh

Item no. xx-fc-bk

Item no. xx-fc-sp

EUR/unit

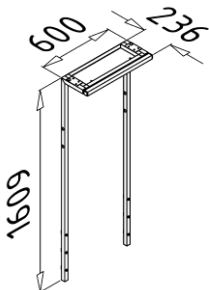
EUR/unit

EUR/unit

65,-

65,-

95,-



Lamp Frame 600

Height-adjustable frame with cable tray made of powder-coated aluminum. For rear mounting on a Backframe. Cables and lamps separately by arrangement.

W x H x D = 600 x 1609 x 236 mm

Color: White, RAL 9016

Color: Black, RAL 9005

Item no. xx-bflf-600-wh

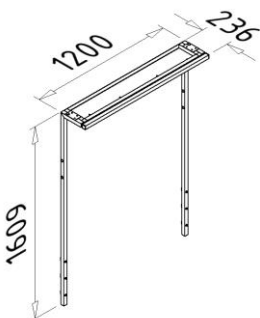
Item no. xx-bflf-600-bk

EUR/unit

EUR/unit

845,-

845,-



Lamp Frame 1200

Height-adjustable frame with cable tray made of powder-coated aluminum. For rear mounting on a Backframe. Cables and lamps separately by arrangement.

W x H x D = 1200 x 1609 x 236 mm

Color: White, RAL 9016

Color: Black, RAL 9005

Item no. xx-bflf-1200-wh

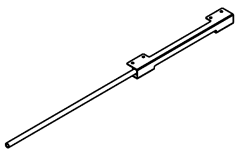
Item no. xx-bflf-1200-bk

EUR/unit

EUR/unit

910,-

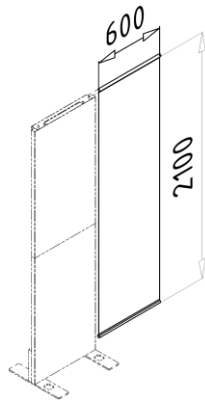
910,-



Backframe Banner Holder

1x bracket with banner holding bar made of stainless steel, for mounting on both sides of a Backframe. Incl. a banner holding bar in which a Backframe Side Banner is hung.

Item no. xx-bfbh **EUR/unit** **85,-**



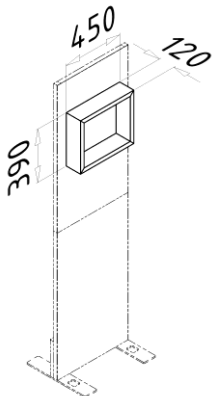
Backframe Side Banner PVC

Backframe Side Banner made of PVC

Mounting with Backframe Banner Holder (Item no. xx-bfbh). Weighting rod in bottom hemstitch.

W x H = 600 x 2.100 mm; with felt bag **Item no. xx-bb1-600** **EUR/unit** **363,-**
W x H = 800 x 2.100 mm; with felt bag **Item no. xx-bb1-800** **EUR/unit** **388,-**

Individual color or branding possible with digital printing

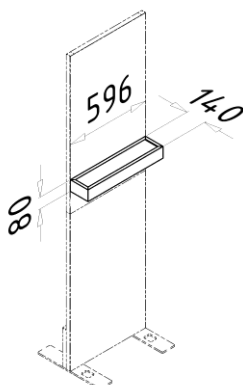


Backframe Shelf

Shelf frame made of aluminum, powder coated. For hanging in a Backframe Cover with milling. Integrated LED lighting, warm white, not dimmable. Lights up and down.

Inner dimensions W x H x D = 390 x 350 x 120 mm

Color: White, RAL 9016 **Item no. xx-bfs2-wh** **EUR/unit** **300,-**
Color: Black, RAL 9005 **Item no. xx-bfs2-bk** **EUR/unit** **300,-**
Color: Custom according to RAL Classic **Item no. xx-bfs2-sp** **EUR/unit** **330,-**

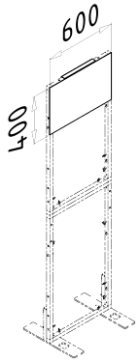


Bottle Shelf

Shelf frame made of aluminum, powder coated, with board made of transparent polycarbonate. For hanging in a Backframe Cover with milling. Integrated LED lighting, warm white.

W x H x D = 596 x 80 x 140 mm

Color: White, RAL 9016 **Item no. xx-bs-wh** **EUR/unit** **300,-**
Color: Black, RAL 9005 **Item no. xx-bs-bk** **EUR/unit** **300,-**
Color: Custom according to RAL Classic **Item no. sx-bs-sp** **EUR/unit** **330,-**

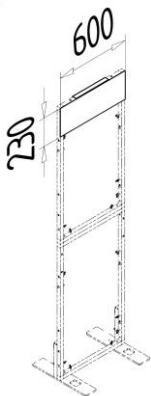


Brand Sign / Back 600 x 400

Powder-coated aluminum plate, for hanging on a back wall. W x H = 600 x 400 mm

incl. logo print according to customer specification

Color: White, RAL 9016	Item no. xx-bfbs1-wh	EUR/unit	285,-
Color: Black, RAL 9005	Item no. xx-bfbs1-bk	EUR/unit	285,-
Color: Custom according to RAL Classic	Item no. xx-bfbs1-sp	EUR/unit	315,-

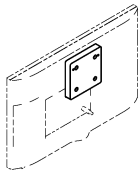


Brand Sign / Back 600 x 230

Powder-coated aluminum plate, for hanging on a back wall. W x H = 600 x 230 mm

incl. logo print according to customer specification

Color: White, RAL 9016	Item no. xx-bfbs3-wh	EUR/unit	280,-
Color: Black, RAL 9005	Item no. xx-bfbs3-bk	EUR/unit	280,-
Color: Custom according to RAL Classic	Item no. xx-bfbs3-sp	EUR/unit	310,-

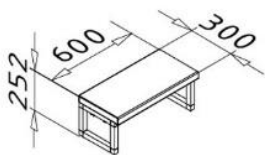


Backframe Vesa Adapter

For hanging on a Backframe Cover with milling.

Screws to any monitor with 100 mm Vesa mount using the included screws.

Item no. xx-bfva1	EUR/unit	75,-
--------------------------	-----------------	-------------



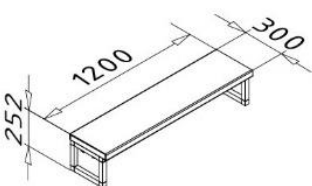
Elevated Bottle Shelf 600

Made of powder-coated aluminum and illuminated board made of transparent polycarbonate.

LED-RGB lighting, dimmable, with remote controller.

W x H x D = 600 x 252 x 300 mm

Color: White, RAL 9016	Item no. xx-ebbs-600-wh	EUR/unit	495,-
Color: Black, RAL 9005	Item no. xx-ebbs-600-bk	EUR/unit	495,-



Elevated Bottle Shelf 1200

Made of powder-coated aluminum and illuminated board made of transparent polycarbonate.

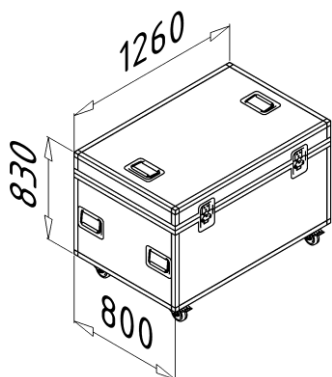
LED-RGB lighting, dimmable, with remote controller.

W x H x D = 1200 x 252 x 300 mm

Color: White, RAL 9016	Item no. xx-ebbs-1200-wh	EUR/unit	570,-
Color: Black, RAL 9005	Item no. xx-ebbs-1200-bk	EUR/unit	570,-

Packaging / Transportation

Whether car, caddy, transporter or freight forwarder – we offer suitable transport solutions for every area of application.



Flightcase

Features:

- sturdy design for professional use
- removable lid and thus accessible from all sides
- 9 mm birch multiplex
- 4x castors with brakes
- ball corners
- 6x handles

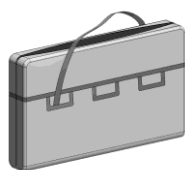
Individual designs possible on request.

Color: black, Weight: 60 kg

W x D x H = 1260 x 800 x 830 mm.

Item no. xx-flc

price on request

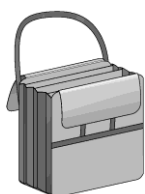


Bag 1 (Item no. xx-bag1)

Lined PVC bag for 1x G-Flexx Base frame or G-Flexx Mini.

EUR/unit

99,-



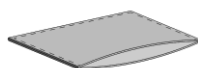
Bag 2 (Item no. xx-bag2)

PVC bag with four compartments, optionally suitable for:

- 10x Shelves
- 4x Slide Drawer
- 6x Work Tops 600 mm
- 4x Brand Signs Backframe

EUR/unit

99,-




Bag 3 (Item no. xx-bag3)

Felt bag, optionally suitable for:

- 2x Front-/Side Panels 860 x 600 mm
- 2x Brand Sign Front 860 x 600 mm.

EUR/unit

30,-




Bag 4 (Item no. xx-bag4)

Felt bag, optionally suitable for:

- 2x Front Panel long 1040 x 600 mm
- 2x Brand Sign Front up to 1035 x 600 mm.

EUR/unit 38,-

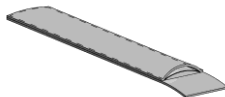


Bag 5 (Item no. xx-bag5)

Felt bag, optionally suitable for:

- 1x Side Application (variant 1-3)
- 1x Bar Top up to 1200 mm
- 1x Elevated Bottle Shelf up to 1200 mm.

EUR/unit 30,-




Bag 6 (Item no. xx-bag6)

Felt bag with two compartments, optionally suitable for:

- 2x Vertical Corner Rail
- 2x Side Application 5
- 1x Banner

EUR/unit 38,-

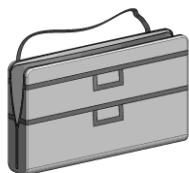


Bag 7 (Item no. xx-bag7)

Felt bag with two compartments, optionally suitable for:

- 2x Corner Cap for Bar Top (Corner Set)
- 2x Corner Work Top (Corner Set)
- 1x Backframe Shelf
- 2x Bottle Shelf


EUR/unit 38,-



Bag 8 (Item no. xx-bag8)

Lined PVC bag with felt divider, suitable for up to 2x Backframe incl. Backframe Cover

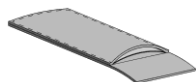
EUR/unit 165,-



Bag 9 (Item no. xx-bag9)

Felt bag with two compartments, optionally suitable for 2x Backframe Side Applications.

EUR/unit 38,-



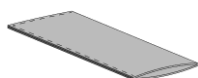
Bag 10 (Item no. xx-bag10)

Felt bag with two compartments, optionally suitable for:

- 2x Side Application 4
- 2x Bartop Extension
- 2x Bartop Tray
- 2x Quiver Board
- 2x Hook In Tray
- 2x Frame Covers

EUR/unit

38,-

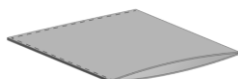


Bag 11 (Item no. xx-bag11)

Suitable for Brand Sign Front W x H = 1200 x 500 mm

EUR/unit

38,-



Bag 12 (Item no. xx-bag12)

Suitable for Brand Sign Front W x H = 1200 x 1035 mm

EUR/unit

42,-

